

Desk Review Report for FY 2019

The Aspire Program under the Chancellor of the Ohio Department of Higher Education is required by law to show progress toward continuously improving performance. In addition, each year the Chancellor must describe how the Aspire Program evaluates the effectiveness of the adult education and literacy activities based on the performance measures described in Title II of the Workforce Innovation and Opportunity Act. The Desk Review is one means of measuring local program performance.


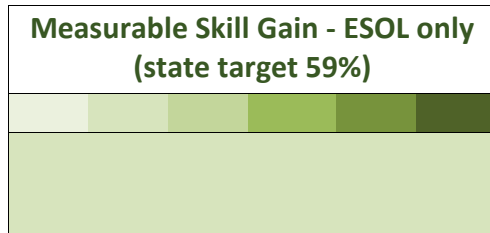
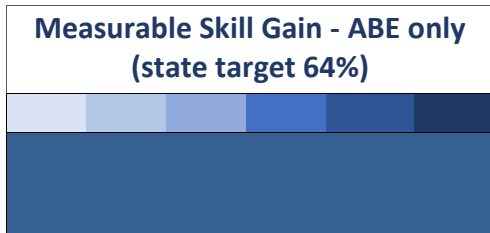
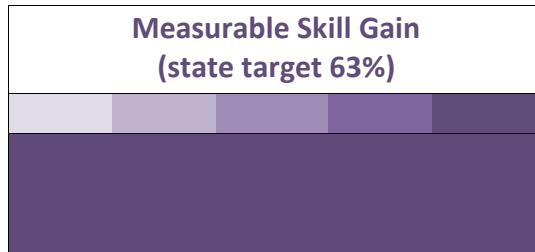
The uses of the Aspire Desk Review are:

- Accountability - meet performance goals and demonstrate state/local program achievement
- Program improvement - establish system for assisting programs in their continuous improvement
- Information/advocacy for program - share key information with internal/external stakeholders and assist in overall planning

**Based on Measurable Skill Gain and Other Measures,
Sample Program is in the middle tier of Aspire programs statewide.**



Below is a snapshot of your program's performance for FY 2019.



Educational Functioning Levels Met

Obtained Secondary Credential

Transitioned to Postsecondary

Employed 2nd quarter after exit (state average: 47%)

Employed 4th quarter after exit (state average: 47%)

Median earnings, 2nd quarter (state average: \$4,276)

Desk Review Report for FY 2019

Measurable Skill Gain	Enrollment	Achieved MSG	MSG %	Points
Overall				
ABE only				
ESOL only				

EFL Completion	MPL %	MSG %	Met MPL	Point Achieved
Beginning Literacy	67			
Beginning Basic Education	61			
Low Intermediate Basic	62			
High Intermediate Basic	64			
Low Adult Secondary	70			
High Adult Secondary	70			
Beginning ESOL Literacy	54			
Low Beginning ESOL	60			
High Beginning ESOL	65			
Low Intermediate ESOL	65			
High Intermediate ESOL	65			
Advanced ESOL	52			
				EFLs met
				Percent

Other Performance Measures	Target	FY2019 Actual	Achieved	Point Achieved
Met approved enrollment or exceeded previous year's actual enrollment	Approved			
	FY 2018			
Retention rate	75%			
Cost per student (120% of state average)	< = \$856.04			
Met state FY 2018 persistence or exceeded program's FY 2018 persistence	State 58.31			
	Program			
				Points
				Percent

Desk Review Point Scale

Measurable Skill Gain (state target 63%)			MSG - ABE only (state target 64%)			MSG - ESOL only (state target 61%)			Other measures	
min	max	points	min	max	points	min	max	points	met	points
	0%	0		0%	0		0%	0	0%	0
1%	45%	1	1%	55%	0.5	1%	54%	0.5	25%	1
46%	55%	2	56%	60%	1	55%	58%	1	50%	2
56%	65%	3	61%	64%	1.5	59%	63%	1.5	75%	3
66%	75%	4	65%	70%	2	64%	68%	2	100%	4
76%	100%	5	71%	75%	2.5	69%	74%	2.5		
			76%	100%	3	75%	100%	3		

FY 2019 Local Program Desk Review Data Form

Program **Sample Program**

Total allocated \$

Total expended \$

Assessment Information

Standardized Assessments

Counts	TABE	BEST	CASAS	T CLAS-E	Total
Initial					
+ 1 progress test					
+ 2 progress tests					
+ 3 progress tests					
+ 4+ progress tests					
Total					

Assessment and Student Achievement

Students pre and posttested (MPL=65%)	
MSG rate (state target=63%)	
HSE -> postsecondary education (state target = 13%)	

Tracking Subjects (ABE/ASE)

TABE 11 & 12 Language	
Automatic	
TABE 11 & 12 Mathematics	
Automatic	
Manual	
TABE 11 & 12 Reading	
Automatic	
TABE Language	
Automatic	
Manual	
TABE Reading	
Automatic	
Manual	
TABE Total Math	
Automatic	
Manual	
Total	

Tracking Subjects (ESOL)

BEST Literacy	
Automatic	
TABE CLAS-E Reading	
Automatic	
Manual	
TABE CLAS-E Reading/Writing	
Manual	
TABE CLAS-E Speaking/Listening	
Automatic	
Manual	
TABE CLAS-E Writing	
Automatic	
Manual	
Total	

Demographic Information

Highest level of education (US)

2nd grade	
6th grade	
7th grade	
8th grade	
9th grade	
10th grade	
11th grade	
12th grade	
High school diploma	
GED	
Technical certificate	
Some college, no degree	
Associate's degree	

Highest level of education (non-US)

3rd grade	
6th grade	
7th grade	
8th grade	
9th grade	
10th grade	
High school diploma	
Technical certificate	
Associate's degree	
Bachelor's degree	
Master's degree	

Employment status

Employed part-time	
Employed full-time	
Not employed, but looking	
Not employed, not looking	
Retired	

Barriers to employment

Disabled	
Displaced homemaker	
Homeless	
Youth in foster care	
Ex-offender	
Dislocated worker	
Long-term unemployed	
Migrant farm worker	
Exhausting TANF	

Single parent status

Single, custodial parent	
--------------------------	--

Desk Review Comments FY 2019

Program Manager
(833) 827-7473
aspiregrants@highered.ohio.gov