

# Desk Review Worksheet for FY 2017

The Aspire Program under the Chancellor of the Ohio Department of Higher Education is required by law to show progress toward continuously improving performance. Each year the Chancellor must describe how the Aspire Program evaluates the effectiveness of the adult education and literacy activities based on the performance measures described in Title II of the Workforce Innovation and Opportunity Act. The Desk Review is one means of measuring local program performance.


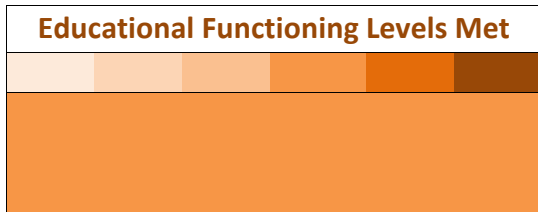
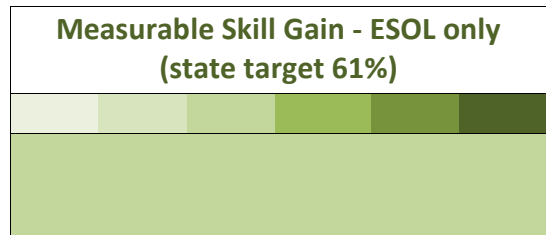
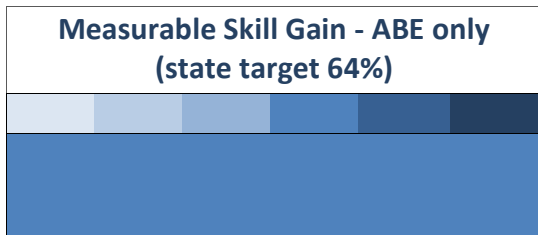
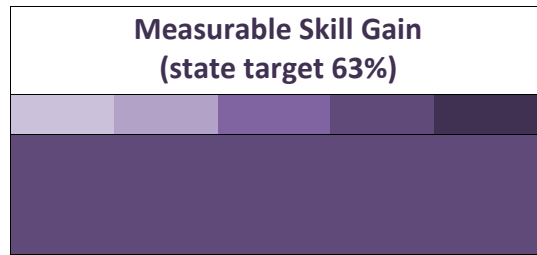
The uses of the Aspire Desk Review include:

- Accountability - meet performance goals and demonstrate state/local program achievement
- Program improvement - establish system for assisting programs in their continuous improvement
- Information/advocacy for program - share key information with internal/external stakeholders and assist in overall planning

**Based on Measurable Skill Gain, Educational Functioning Level Completion, and Other Measures, Sample Program is in the top tier of Aspire programs statewide.**



Below is a snapshot of your program's performance for FY 2017.



**Obtained High School Equivalency**

**Transitioned to Postsecondary**

# Desk Review Worksheet for FY 2017

Measurable Skill Gain	Enrollment	Achieved MSG	MSG %	Points
Overall				
ABE only				
ESOL only				

EFL Completion	MPL %	MSG %	Met MPL	Point Achieved
Beginning Literacy	72			
Beginning Basic Education	62			
Low Intermediate Basic	63			
High Intermediate Basic	63			
Low Adult Secondary	74			
High Adult Secondary	77			
Beginning ESOL Literacy	54			
Low Beginning ESOL	66			
High Beginning ESOL	67			
Low Intermediate ESOL	67			
High Intermediate ESOL	65			
Advanced ESOL	65			
<b>EFLs met</b>				
<b>Percent</b>				

Other Performance Measures	Target	FY2017 Actual	Achieved	Point Achieved
Met approved enrollment or exceeded previous year's actual enrollment	Approved			
	FY 2016			
Retention rate	75%			
Cost per student (120% of state max)	< = \$851.30			
Met state FY 2016 persistence or exceeded program's FY 2016 persistence	State 63.4			
	Program			
<b>Points</b>				
<b>Percent</b>				

## Desk Review Point Scale

Measurable Skill Gain (state target 63%)			MSG - ABE only (state target 64%)			MSG - ESOL only (state target 61%)			EFLs met			Other measures	
min	max	points	min	max	points	min	max	points	min	max	points	met	points
	0%	<b>0</b>		0%	<b>0</b>		0%	<b>0</b>		0%	<b>0</b>	0%	<b>0</b>
1%	45%	<b>1</b>	1%	55%	<b>0.5</b>	1%	57%	<b>0.5</b>	1%	20%	<b>0.5</b>	25%	<b>1</b>
46%	55%	<b>2</b>	56%	60%	<b>1</b>	58%	60%	<b>1</b>	21%	40%	<b>1</b>	50%	<b>2</b>
56%	65%	<b>3</b>	61%	64%	<b>1.5</b>	61%	63%	<b>1.5</b>	41%	60%	<b>1.5</b>	75%	<b>3</b>
66%	75%	<b>4</b>	65%	70%	<b>2</b>	64%	68%	<b>2</b>	61%	70%	<b>2</b>	100%	<b>4</b>
76%	100%	<b>5</b>	71%	75%	<b>2.5</b>	69%	74%	<b>2.5</b>	71%	80%	<b>2.5</b>		
			76%	100%	<b>3</b>	75%	100%	<b>3</b>	81%	100%	<b>3</b>		



# FY 2017 Local Program Desk Review Data Form

Program **Sample program**

Total allocated

Total expended

## Assessment Information

### Standardized Assessments

Counts	TABE	BEST	CASAS	T CLAS-E	Total
<b>Initial</b>					
+ 1 progress test					
+ 2 progress tests					
+ 3 progress tests					
+ 4+ progress tests					
<b>Total</b>					

### Assessment and Student Achievement

Students pre and posttested (MPL=65%)	
MSG rate (state target=63%)	
HSE -> postsecondary education (state target = 13%)	

### Tracking Subjects (ABE/ASE)

<b>BEST Literacy</b>	
Automatic	
<b>TABE Language</b>	
Automatic	
Manual	
<b>TABE Reading</b>	
Automatic	
Manual	
<b>TABE Total Math</b>	
Automatic	
Manual	
<b>Total</b>	

### Tracking Subjects (ESOL)

<b>BEST Literacy</b>	
Automatic	
Manual	
<b>BEST Plus</b>	
Automatic	
Manual	
<b>TABE CLAS-E Reading</b>	
Manual	
<b>TABE CLAS-E Reading/Writing</b>	
Manual	
<b>Total</b>	

## Demographic Information

### Highest level of education (US)

4th grade	
5th grade	
8th grade	
9th grade	
10th grade	
11th grade	
12th grade	
High school diploma	
Bachelor's degree	

### Highest level of education (non-US)

3rd grade	
6th grade	
8th grade	
9th grade	
10th grade	
11th grade	
High school diploma	
Some college, no degree	
Associate's degree	
Bachelor's degree	
Master's degree	


### Employment Status

Employed part-time	
Employed full-time	
Not employed, but looking	
Not employed, not looking	
Retired	

### Single Parent Status

Single, custodial parent	
--------------------------	--

# Desk Review Comments FY 2017

A large, empty rectangular box with a thin black border, occupying the majority of the page below the header. It is intended for entering desk review comments for the fiscal year 2017.